

**Innovative, functional  
and design furniture  
for office, contract and  
home**

**/ CATALOGUE 2025**

**mara**

**Innovative, functional  
and design furniture  
for office, contract and  
home**

**/ CATALOGUE 2025**

**mara**



**A panorama of colours,  
senses, design,  
architecture and beauty  
in all its forms to keep  
creating new expressions  
of furniture that foster  
synergic interactions.**

Un panorama di colori,  
sensorialità, design,  
architettura e bellezza  
in tutte le sue forme  
continuando a creare  
nuove espressioni  
di arredo che  
favoriscano interazioni  
sinergiche.

**Tables, seating and  
complements that  
contribute to people's  
improved comfort and well-  
being all over the world.**

Tavoli, sedute e complementi  
che contribuiscono al miglioramento  
di comfort e benessere  
delle persone, in tutto il mondo.





**Mara is an Italian company specialized in the production of innovative, functional and design furniture. Established in 1960 in Brescia, Mara encompasses a wide and continuously growing collection of furniture for the office, contract and home.**

Mara è un'azienda italiana specializzata nella produzione di sistemi ed elementi d'arredo innovativi, funzionali e di design. Fondata nel 1960 a Brescia, Mara comprende un'ampia collezione, in continua crescita, di arredi per l'ufficio, il contract e la casa.





3D fiber laser-cut machine installed at our production plant.

**Solutions of excellence quality and durability that are made with the most advanced production technologies and result from the company constant research and consolidated know-how.**



Soluzioni d'arredo durevoli e di qualità, realizzate con le più innovative tecnologie produttive, frutto di una costante ricerca e di un consolidato know-how aziendale.



Detail of the new automated powder-coating plant



/ DAVIDE ANGELI, MICHELE DE LUCCHI, ANDREA BORGOGNI

**“A fundamental characteristic of the Italian design is that it is innovative, by its very nature. But design should be always innovative because it is about challenging what already exists to produce something that does not exist yet”.**

“Una caratteristica fondamentale del design italiano è che è innovativo. Proprio di sua natura è innovativo ma il design dovrebbe essere sempre innovativo, perché il design è sfidare quello che già esiste per produrre qualche cosa che ancora non esiste”.

Michele De Lucchi



**“I found in Mara an idea of order and rationality which I do feel very close to. I also appreciated the company's risks, while proposing the design world something new, innovative and versatile”.**

“Ho trovato in Mara un'idea di ordine e razionalità che sento molto vicina. Ho apprezzato anche i rischi dell'azienda, proponendo al mondo del design qualcosa di nuovo, innovativo e versatile”.

Ferruccio Laviani

**“I felt I was dealing with a reality that has a great innovation ability and likewise a skill to introduce silent innovations, not proclaimed. And I think this is a very sophisticated and extremely interesting characteristic”.**

“Ho avuto la sensazione di avere a che fare con una realtà che ha una grande capacità di innovazione e allo stesso tempo un'abilità nell'introdurre innovazioni silenziose, non proclamate. E credo che questa sia una caratteristica molto sofisticata ed estremamente interessante”.

Marcello Ziliani



**“At Mara, technology is something very different from what is usually expected. There is a human ambition behind the technology and not just a conceptual idea of using a technique. Technology is not something to show off or exhibited, but it is rather to be there just to make projects or objects that work well. I like this idea of hiding what works well”.**

“In Mara la tecnologia è qualcosa di molto diverso rispetto a quello che ci si aspetta di solito. C'è un desiderio umano dietro la tecnologia e non solo un'idea concettuale di usare una tecnica. La tecnologia non è una cosa da mostrare, non è un valore esibizionista, ma questa tecnologia deve essere presente solo per fare dei progetti o degli oggetti che funzionano bene. Mi piace molto questa idea di nascondere quello che funziona bene”.

Christophe Pillet

# Mara best of



FOLLOW MEETING CONE  
/ 136



TYPO  
/ 60



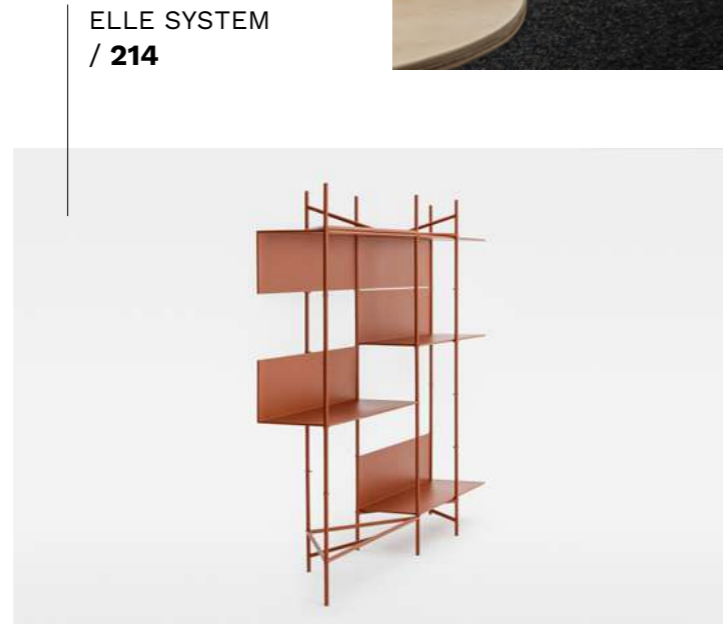
FOLLOW TILTING  
/ 126



ICON  
HIGH-BACK  
/ 32



ICON SOFT  
/ 24



ELLE SYSTEM  
/ 214



ARGO LIBRO METAL  
/ 158



FOLLOW MEETING LARGE  
/ 133



FOIL  
/ 112



FOLLOW ME  
/ 128






W Executive Palazzo Bocconi  
Milan, Italy

Products:  
Icon Soft armchairs



Polizei- und Justizzentrum Zürich,  
Switzerland

Products:  
Argo Libro tables



Golden Goose Showroom  
Milan, Italy

Products:  
Simple Metal chairs



Gruppo Mastrotto Showroom  
Pisa, Italy

Products:  
Follow Tilting tables



# Icon collection

DESIGN MARCELLO ZILIANI



**Icon** (7500) with polypropylene shells and frames in terracotta.

**Follow Break Lounge** (299K50) with terracotta frame and FENIX top (Giallo Evora).

**“A detailed and precise work about the use of elements where surfaces almost two-dimensional like a folded sheet, are the main component. These surfaces yet blend and combine with other elements that are more volumes and thus have a three-dimensional conformation, where it is perceived the thickness, almost a mass”.**

“Un lavoro molto approfondito e attento all’uso di elementi in cui le superfici quasi bidimensionali, un foglio piegato, sono l’elemento principale ma queste superfici si fondono, si combinano con degli altri elementi che sono più dei volumi, quindi che hanno una conformazione più tridimensionale dove è percepito uno spessore, quasi una massa”.



Icon is stackable and available in a variety of colours.

**Icon** (7500) with polypropylene shell and powder coated frame in light blue.



**Icon** (7500) with polypropylene shell and frame in terracotta. Ideal also for outdoor, Icon offers a practical and removable water-repellent cushion.

**Typo table** (900) with frames and steel tops in terracotta and light blue.



**Icon (7500)** with polypropylene shells and frames in terracotta and green.

**Foil Desk Workstation (211DWORK)** with powder coated frames and steel tops in green.

**Elle bookcase (100)** single module made of steel in terracotta.



**Icon** (7600) with black polypropylene shell on 4-spoke base.

**Icon Desk** (7601) with light blue polypropylene shell on black 4-spoke base. Swivel arm-tablet in FENIX (black).

Detail of the practical and removable cushion in Gabriel (Capture) fabric.



**Icon High-Back** (7650) with black polypropylene shell and high, padded backrest and cushion in Kvadrat (Remix 3) fabric.



**Icon Swivel (7700)**  
with green polypropylene shell on  
5-spoke base with castors.



**Icon Swivel (7700)**  
with black polypropylene shell on  
5-spoke base with castors.

Detail of the practical and  
removable cushion in Gabriel  
(Capture) fabric.





**Icon High-Back (7750)**  
featuring a polypropylene shell  
and a high, padded backrest and  
seat cushion.



**Icon High-Back (7750)**  
with terracotta polypropylene shell  
on 5-spoke base with castors.

Fabric by Gabriel (Capture).

**Foil Desk Workstation**  
(211DWORK) in light blue finish.

**Elle bookcase** (100) two modules  
in powder coated terracotta  
finish.



**Icon High-Back** (7750)  
with terracotta polypropylene  
shell on 5-spoke base with  
castors.

Fabric by Gabriel (Capture).



**Icon Lounge (7900)** with light blue polypropylene shell on 4-spoke aluminium base.



Detail of the practical and removable cushion in Gabriel (Capture) fabric.



**Icon Cantilever (7800)**  
with black polypropylene shell  
on steel tube frame.

**Icon High-Back Cantilever (7850)**  
with black polypropylene shell on  
steel tube frame.

Fabric by Gabriel (Capture)  
and Kvadrat (Remix 3).



**Timmy Libro (294L)** with black  
frame and FENIX tops (Giallo  
Evora).



**Icon 4-spoke metal (7602)**  
with polypropylene shell in  
terracotta.

Version on 4-spoke metal base  
with castors (7604).



Detail of the practical and  
removable cushion in Kvadrat  
(Remix 3) fabric.

# Icon Soft collection

DESIGN MARCELLO ZILIANI



**“A collection that we wanted to express a simple language but at the same time with personality, something that does not want to be formally aggressive or intrusive, but is equally capable of being noticed and remembered, evoking images of familiarity and emotional closeness.”**

“Una collezione che abbiamo voluto potesse esprimere un linguaggio semplice ma al contempo con personalità, qualcosa che non vuole essere formalmente aggressivo o invadente ma capace ugualmente di farsi notare e ricordare, evocando immagini di familiarità e vicinanza emotiva.”



**Icon Soft** (7000) with steel frame.  
Fabric by Pugi (Fenice).



**Icon Soft** (7000) with steel frame.  
Fabric by Kvadrat (Remix 3).

**Follow Meeting** (299M)  
with black frame and FENIX  
top (Verde Comodoro).





**Icon Soft Swivel** (7150) with high back on 4-spoke base. Fabric by Pugi (Fenice).

Detail of the receding armrest that looks backwards and the upward-reaching edge.





**Icon Soft Swivel** (7100) upholstered in Gabriel (Step Melange) fabric on black 4-spoke base.

Detail of the swivel-arm tablet mounted on **Icon Soft Desk** (7151) high back.



**Follow Me Large** (299EL) with blue powder coated structure and FENIX top (Blu Fes).

**Icon Soft Desk** (7150) with high back on 4-spoke base. Fabric by Gabriel (Step Melange, Capture) and Kvadrat (Field 2). Swivel arm-tablet in FENIX (Blu Fes).

**Icon Soft Swivel (7250)** high back on 5-spoke base with synchro mechanism and castors.

Fabrics by Pugi (Fenice) and Gabriel (Step Melange).

**Follow Meeting Large (298ML)** with black powder coated frame and FENIX top (Verde Comodoro).



**B302 modular bookcase**  
(500) in black finish.



Synchronised mechanism integrated into the seat allowing the back to be adjusted for an optimal posture.



**Icon Soft Swivel (7250)** high back on 5-spoke powder coated base with synchro mechanism and castors.

Fabric by Gabriel (Capture).



**Icon Soft Lounge (7400)**  
low back on 4-spoke aluminium  
base. Fabric by Gabriel (Capture).

**Follow Meeting Cone (299MC)**  
with blue powder coated steel  
conical base and FENIX top (Blu  
Fes).

**Follow Break Monochromatic  
(299K50CAR)** with blue powder  
coated structures and FENIX tops  
(Blu Fes and Giallo Evora).



**Icon Soft Lounge (7400)**  
low back on 4-spoke aluminium  
base. Fabric by Pugi (Fenice).



**Icon Soft Stool (7300)** with light grey steel tube frame 650mm-high.  
Fabrics by Gabriel (Step Melange) and Kvadrat (Remix 3).



**Icon Soft Stool (7300)** with light grey and red steel tube frames 750mm-high.  
Fabrics by Kvadrat (Remix 3).

# Typo collection

DESIGN AMDL CIRCLE



**“We created this foolish, atrocious, incredible way of bending a tube because nobody would ever thought of bending a tube the wrong way.**

**The experimentation on what we consider to be wrong helps to invent new things. Habits are the greatest danger when everything is being changed”.**

“Abbiamo inventato questa maniera folle, atroce, impensabile, di piegare un tubo perchè a nessuno sarebbe venuto in mente di piegare un tubo per il verso sbagliato. E’ proprio dallo sperimentare quello che consideriamo sempre dalla parte delle cose sbagliate che possiamo inventare delle cose nuove.

Perché le consuetudini sono il grande pericolo in un momento nel quale tutto sta cambiando”.

Michele De Lucchi



A textile hook, connected to an inserted mechanism, allows the height regulation of the backrest.



**Foil Desk Workstation**  
(211DWORK) with sliding steel  
tops powder coated in green.



**Typo chair** (9100) with seat and  
backrest in natural oak and  
terracotta 4-spoke base with gas  
lift device.

**Elle bookcase system** (100) with  
four metal shelves in terracotta.





**Typo (9100)** with seat and backrest in walnut and steel frame in light blue.



**Typo Swivel (9200)** with seat and backrest in black beech and 5-spoke aluminium base on castors.



**Typo Limited Edition (9100ALPI)**  
with seat and backrest in  
Arcobaleno Alpi Wood.  
Powder coated frame in yellow.





**Foil Desk** (211DESK) with powder coated steel top and frame in light blue.

**Typo Soft** (91001) fabric by Kvadrat (Remix 3) and blue steel frame.





**Typo Stool (9300)** with seat and backrest in natural oak and terracotta steel frame.



**Follow Tilting Monochromatic (299RCAR)** with terracotta powder coated frame and FENIX top (Cacao Orinoco).

**Follow Desk Monochromatic (299FCAR)** with terracotta powder coated frame and FENIX top (Rosso Namib).

# Loto collection

DESIGN MARA R&D



**Loto is a collection featuring a recyclable polypropylene shell with a simple and yet essential silhouette. A range of colours, frames and accessories allows the configuration of a timeless seating that naturally enters the most diverse and refined spaces: from the office to the restaurant and the home. Also available as soft version.**

Loto è una collezione di sedute caratterizzata da una scocca in polipropilene riciclabile dalla silhouette semplice ed essenziale. La scelta di colori, telai e accessori permette la configurazione di una seduta 'senza tempo' che si inserisce naturalmente negli ambienti più diversi e ricercati: dall'ufficio al ristorante fino alla casa. Disponibile anche nella versione imbottita.



**Loto (300L)** with rose polypropylene shell and white steel frame.

**Loto Soft (300L)** with rose polypropylene shell and powder coated steel frame in red. Fabric by Gabriel (Step Melange).



**Loto (325L)** with light grey polypropylene shell and armrests. Powder coted steel frame in red.

**Loto (335L)** with rose and light grey polypropylene shell. Steel sled tube frame in light grey.

**Follow Me (299ES)** with light grey powder coated frame and rose laminate top.



**B302 modular bookcase (500)** in light grey finish.

**Timmy Tilting (215R)** with red powder coated frame and natural oak top.








**Loto Soft** (335L) with light grey polypropylene shell and steel sled frame.

Detail of the front upholstered shell in Gabriel (Step Melange) fabric.



**Loto** (335L) with rose polypropylene shell and steel sled frame in red.

**Timmy Tilting** (215R) with red powder coated steel frame and top in natural oak.



**Loto Soft Swivel (330LB)**  
with 5-spoke base on castors  
and gas lift device.  
Fabric by Gabriel (Step Melange).



**Loto Soft Swivel (330L)**  
with 5-spoke base on castors.  
Fabric by Pugi (Mirage) fabric.



**Loto Bench (3400L)** with rose polypropylene shell and frame in blue. Rose laminate top.





**Timmy Tilting H1050 (215RH)** with black powder coated frame and black laminate top.

**B302 modular bookcase (500)** in light grey.



**Loto Stool (334)** with light grey polypropylene shell and frame.



**Loto Soft Stool (334)** with fabric by Gabriel (Step Melange).

# Loto Wood collection

DESIGN MARA R&D



**Loto is a collection of seats characterized by a simple birch shell with soft and essential lines. The combination with the steel tube frame evokes notes of industrial style. A design that attracts attention, showing purity and simplicity.**

Loto è una collezione di sedute caratterizzata da una semplice scocca in betulla dalle linee morbide ed essenziali. L'abbinamento con il telaio in tubo d'acciaio evoca note di stile industrial. Un design che attira l'attenzione, mostrando purezza e semplicità.



**Loto Wood** (3000L) with birch shell and black powder coated frame.





**Loto Wood Stool (332)**, 650mm-high, with black steel sled frame and beech shells.

**B302 modular bookcase (500)** in black finish. Drawer in FENIX (Rosso Jaipur).



**Loto Wood Stool (332)**, 750mm-high, with black steel sled frame and beech shell.

# Vea collection

DESIGN MARA R&D



**Vea is a versatile and contemporary seating collection that combines simple shapes with a wide choice of frames, colours and finishes. The metal perimeter that perfectly follows the lines of the seat and backrest, strengthens the seat and creates an effect of refinement and essentiality.**

**Vea, also available in the upholstered versions, is ideal for tasteful furnishing contract, office and residential environments.**

Vea è una collezione di sedute versatile e contemporanea che combina la semplicità delle forme ad un'ampia scelta di telai, colori e finiture. Il perimetro metallico che segue le linee del sedile e dello schienale irrobustisce la seduta e crea un effetto raffinato ed essenziale. Vea, disponibile anche imbottita, è ideale per arredare con gusto ambienti contract, ufficio e contesti residenziali.



**Vea Soft** (5000) with black steel frame, anthracite polypropylene seat and backrest. Fabrics by Pugi (Fenice and Mirage).

**Gate Training** (288X) with black steel frames. Black laminate and FENIX tops (Giallo Evora).





**Vea Soft (5000)** with anthracite polypropylene seat and backrest. Black powder coated frame and fabric by Pugi (Fenice).

**Vea (5050)** with anthracite polypropylene seat and backrest and black powder coated frame.





**Vea (5100)** with anthracite polypropylene seat and backrest and black powder coated sled frame.

**Vea (5150)** with light blue polypropylene seat and backrest and light grey powder coated sled frame.



**Vea (5100)** with anthracite polypropylene seat and backrest and black powder coated sled frame. Fabrics by Pugi (Fenice and Mirage).

**Argo Libro Elliptical (286T)** with black laminate tops. Black powder coated frame.

**B302 Roll (500ROLL)** in black.

# Simple collection

DESIGN MARA R&D



**Simple collection combines the simplicity and essentiality of shapes with lightness and practicality. The strong connotation to the chairs of the Seventies combined with the industrial style that characterises it makes it suitable for both modern and, at the same time, classic environments.**

**Simple is a collection of seating ideal for cafés, bakeries and restaurant but also for break areas and home.**

La collezione Simple unisce la semplicità delle forme a leggerezza e praticità. La forte connotazione alle sedie tipiche degli anni Settanta, unita allo stile industrial che la caratterizza, la rende adatta sia in ambienti moderni che classici. Simple è una collezione di sedute ideale per caffetterie, bakery e ristoranti ma anche per aree break e per contesti residenziali.



**Simple (107F)** and  
**Simple Stool (105F)** with seat  
and backrest in black beech.  
Black powder coated frames.



**Simple Soft (107I)** with seat  
and backrest upholstered in  
Gabriel (Capture) fabric.  
Powder coated steel tube frame  
in green.

**Ivo (222)** in light grey  
and light blue powder coated.  
Entirely in steel,  
Ivo is 100% recyclable.



**Simple Metal (107)** with powder coated aluminium seat and backrest in terracotta.



**Simple Metal (107)** with light blue aluminium seat and backrest.



**Simple Metal Stool (105)** with anthracite powder coated aluminium seat and backrest. anthracite.

# Ben

DESIGN MENEGHELLO PAOLELLI



**Ben stool has a design recalling a paper leaf that rests on the metal structure and shapes itself. An opening in the shell becomes a handle that easily lifts and moves the stool while giving a distinct character. Available with steel frame and gas lift.**

Lo sgabello Ben ha un design ispirato ad un foglio di carta che si adagia sulla struttura metallica e si modella su di essa. Un taglio nella scocca crea una maniglia che ne facilita il sollevamento e lo spostamento conferendo allo sgabello un distinto carattere. Disponibile con struttura in acciaio e regolazione dell'altezza.



**Ben (331D)**, 650mm-high, with anthracite polypropylene shell and black powder coated sled frame.

Detail of the stool with polypropylene shell sand colour and sled frame in terracotta.



**Follow Tilting Monochromatic (299RCAR)** with FENIX top (Cacao Orinoco) and terracotta frame.

**Ben stool (331D)** 750mm-high, with shells in sand polypropylene and terracotta sled frames.



# Foil collection

DESIGN CHRISTOPHE PILLET



**“We wanted to design a table that could range from office to home.**

**The thing I have been able to do as a designer is a work of proportion, of discipline, of graphics: to hide things that are usually seen.**

**To affirm things that are usually absent.”**

“Volevamo realizzare un tavolo che potesse spaziare dai contesti office fino al residenziale.

La cosa che ho potuto fare come designer è un lavoro di proporzione, di disciplina, di grafica: nascondere delle cose che solitamente si vedono.

Di affermare delle cose che di solito sono assenti.”



**Foil Desk (211DESK)** with sliding steel tops and drawers powder coated in blue.

The sliding top integrated with Mara mechanisms reveals the storage space underneath.



**Foil** (211) with steel top and frame powder coated in green.

Detail of the practical drawer.



**Foil Desk Workstation** (211DWORK) with sliding steel tops and drawers powder coated in green.

**Icon Soft** (7250) with green powder coated 5-spoke base on castors. Fabric by Gabriel (Capture).



The table's mechanical elements, like the cable tray, are concealed.



**Foil Bench** (211BENCH) with sliding steel tops and drawer powder coated in green.

# Follow collection

DESIGN MARA R&D



**The design of work environments is increasingly oriented to the well-being of people, which is why Follow was born: the first collection of height-adjustable tables with patented mechanical system, complying with the EN 527-1:2011 standard. A versatile and dynamic collection that stimulates productivity allowing you to change working position at any time, immediately and quietly.**

La progettazione degli ambienti di lavoro è sempre più orientata al benessere delle persone, per questo motivo nasce Follow: la prima collezione di tavoli regolabili in altezza con sistema meccanico brevettato, in linea con la norma EN 527-1:2011. Una collezione versatile e dinamica che stimola la produttività permettendo di cambiare posizione di lavoro in qualsiasi momento, in modo immediato e silenzioso.

**Follow Desk Monochromatic**  
(299FCAR) can be enriched with  
acoustic panel.



**Follow Desk Monochromatic**  
(299FCAR) with terracotta powder  
coated frames and FENIX tops  
(Giallo Evora and Rosso Namib).

**Follow Tilting Monochromatic**  
(299RCAR) with terracotta  
powder coated frame and FENIX  
top (Cacao Orinoco).





**Follow Desk (299F)**  
with black powder coated frame  
and FENIX top (black).



**Follow Bench (299B)** with black powder coated frames and FENIX tops (black).  
Accessorized with cable tray and acoustic panel.

**B302 bookcase (500)**  
in black powder coated steel.



**Follow Tilting (299R)** with black frames and FENIX tops.



Detail of the Monochromatic powder coated version in blue.





**Follow Me Large (299EL)** with blue powder coated frame and FENIX top (Blu Fes) with round corners.

**Icon Soft (7000)** with blue powder coated steel tube frame and upholstered shell in Mastrotto genuine leather.



**Follow Me Large (299EL)** with light grey and black powder coated frames. FENIX tops (Azzurro Naxos and black).

**Follow Me Large (299EL)** and **Follow Me Small (299ES)** with light grey and black frames, FENIX tops (Azzurro Naxos and Giallo Kashmir).

**B302 modular bookcase (500)** in anthracite finish with drawer in FENIX (Giallo Kashmir finish).



**Follow Me (299E)**  
can be enriched with  
acoustic panel.



**Follow Meeting Monochromatic (299MCAR)** with black powder coated frame and laminate top.

**Follow Meeting Large (298ML)** with powder coated black twin-base and laminate top.



**Follow Meeting Large (298ML)**  
height adjustable table with black  
powder coated frame and FENIX top  
(Verde Comodoro).

**B302 bookcase (500)** in red finish and  
**B302 Roll (500DROLL)** in black finish.



**Icon stool (7300)**  
with red powder coated frame and  
fabric by Gabriel (Step Melange).



**Follow Meeting Cone (299MC)**  
with blue powder coated steel  
conical base and FENIX top (Blu Fes).

**Icon Soft (7000)** with blue powder  
coated steel frames.  
Upholsteries in Mastrotto genuine  
leather and Gabriel (Capture) fabric.

**B302 bookcase (500)**  
powder coated in blue.



**Follow Meeting Cone (299MC)**  
with black powder coated  
steel conical base and FENIX  
top (black).



**Follow Meeting Cone (299MC)** with blue powder coated steel conical frame and FENIX top (Blu Fes).

**Follow Break Round Monochromatic (299K50CAR)** with blue frames and FENIX tops (Blu Fes and Giallo Evora).

**Icon Soft Lounge (7400)** with black aluminium base and fabric by Gabriel (Capture).



**Follow Break Monochromatic (299K50CAR)** with terracotta frame and FENIX top (Giallo Evora).

# Timmy collection

DESIGN MARA R&D



Detail of Timmy Plus  
with red frame and FENIX tops.

**The new challenge, to make people feel good at work, is to combine the design of the individual which varies over time, with that of the organization.**

**A collection of space-saving tables featuring an elegant iconic metal leg that provides a resistant and stable support to the different systems that characterize this family.**

La nuova sfida, per far star bene le persone negli ambienti di lavoro, è quella di saper coniugare il disegno di vita dell'individuo, che varia nel tempo, con quello dell'organizzazione. Timmy è una collezione di tavoli multifunzionali e salvaspazio caratterizzati da un'elegante gamba in acciaio che offre un supporto robusto e stabile ai diversi sistemi che caratterizzano questa famiglia.



**Timmy Libro (294L)**  
with powder coated frame in white  
and laminate tops.







Timmy Libro is equipped with the exclusive anti-shock system, designed and patented by Mara.



**Loto Wood (3000L)** with birch shell and black powder coated frame.

**Timmy Libro (294L)** with black powder coated frames and FENIX tops (Rosso Jaipur). The table can be enriched with top access and power unit.

**Loto Wood Stool (332)** with black powder coated sled frame and black beech shell.

**B302 bookcase (500)** in light grey and **B302 Roll (500DROLL)** in black.



**Timmy Libro H1050 (294H)** with blue powder coated frames and FENIX tops (Blu Fes).



**Timmy Tilting (215R)** with anthracite powder coated frames and laminate tops.

Detail of the single control to unlock the movement of the top with an integrated adjuster of flatness made in Mara.



**Timmy Tilting (215R)** with anthracite powder coated frames and laminate tops.

**Vea Soft (5000)** with black powder coated frame and anthracite polypropylene seat and backrest. Fabric by Pugi (Fenice).



**Timmy Folding (215P)**  
and **Timmy Folding Plus (215PLUS)**  
with red powder coated frames  
and FENIX tops (Blu Fes).



**Timmy Folding (215P)**  
and **Timmy Folding Plus (215PLUS)**  
with red powder coated frames  
and FENIX tops (Blu Fes).

Detail of the trolley (200) for tables  
stacking and transport.

# Argo collection

DESIGN MARA R&D



Detail of the Argo Libro  
tops with round corners.

**Mobility and personalization are the key elements to promote efficiency and well-being in the workplace. Argo is a collection of multifunctional and space-saving tables featuring robustness and stability while evoking elegance and lightness.**

**The handling and stacking of these tables allow the optimization of the spaces making them perfect for offices, conference rooms, catering but also for the home.**

Mobilità e personalizzazione sono gli elementi chiave per promuovere l'efficienza e il benessere negli spazi di lavoro.

Argo è una collezione di tavoli salvaspazio verticalizzabili, ribaltabili e pieghevoli che offre un supporto stabile e robusto evocando eleganza e leggerezza.

La movimentazione e l'accatastamento dei tavoli permettono l'ottimale sfruttamento degli spazi, rendendoli perfetti per uffici, sale conferenza, per la ristorazione ma anche per la casa.

**Icon** (7500) with green polypropylene shells and frames.

**B302 modular bookcase** (500) in green.



**Argo Libro** (286L) with green powder coated frames and yellow laminate tops with round corners.

**Icon Soft** (7000) with upholstered shell in Gabriel (Capture) fabric and green frame.



**Argo Libro** (286L) with green frames and yellow laminate tops with round corners.





Argo Libro is equipped with the patented anti-shock system: the opening and closing of the table top is absolutely hands-safe and extremely simple.

An exclusive locking system allows the closure and the tops alignment.




**Argo Libro Metal (286METAL)**  
with blue powder coated steel tops  
and frame.





**Argo Libro Elliptical (286T)**  
with black powder coated frame  
and laminate tops.



**Argo Tilting** (206R) with black powder coated frames and FENIX tops.

**Vea Soft** (5150) with black powder coated sled frame. Fabric by Pugi (Fenice).



**B302 Bench** (500DBENCH), a versatile and flexible soft occasional seating in black finish with upholstered cushion in Pugi (Fenice) fabric.



**Argo Tilting (206R)** with black powder coated frame and laminate top.

The table can be enriched with a steel modesty panel.



**Argo Tilting (206R)** with eco chromed frames and anthracite laminate tops.

# Savio collection

DESIGN FRANCESCO BARBI



Detail of Savio Libro Compact,  
multifunctional and space saving  
table.

**A changing environment from an original structured space into a place of sharing and relationships.**

**A versatile solution for meeting rooms and offices, company restaurants and spaces for the community.**

**Libro folding-top version, tilting top and folding legs configurations: Savio is the space-saving solution that simplifies the handling of tables and allows an easy repositioning within any environment.**

Un ambiente che perde il suo carattere di spazio strutturato per diventare un luogo di scambio e di relazioni.

Una collezione versatile nell'allestimento di uffici, sale meeting e training, ristoranti aziendali e spazi destinati alla collettività.

Versione con chiusura a Libro, con piano ribaltabile e con gambe pieghevoli: Savio è una soluzione salvaspazio che semplifica la movimentazione dei tavoli e consente un facile riposizionamento in qualsiasi ambiente.



**Savio Libro Compact (277L)**  
with light grey powder coated frame  
and rose laminate tops with round  
corners.



**Savio Libro Compact (277L)**  
with light grey powder coated frame on  
castors and FENIX tops  
(Verde Comodoro) with round corners.



**Savio Tilting (227R)**  
with eco-chrome frames  
and anthracite laminate tops.

Detail of cable tray (206RV)  
mounted on beam.

**Savio Tilting (227R)** with white powder coated frames and natural oak laminate tops.

**B302 modular bookcase (500)** and **B302 Bench (500DBENCH)** with cushion in Pugi (Fenice) fabric.



**Vea Soft (5000)** with white powder coated frame. Fabric by Pugi (Fenice).




**Savio Folding (227P)** with black powder coated frame and laminate top.

Detail of trolley (200) for stacking and transport of the tables.



# Gate Training collection

DESIGN MARA R&D



A detail of the intuitive hooking system which allows the union of tables.

**Training spaces become flexible and dynamic, as well as shared. Gate Training is a collection of functional, light and handy tables allowing to fast reconfigure a training room into a coworking space or a classroom.**

**Easy to assemble, Gate Training tables can be joined and aligned in rows.**

**The small size combined with the castors practicality, make this table an ideal solution for the community: in schools, universities, libraries, training rooms and meeting rooms.**

Gli spazi destinati alla formazione diventano flessibili e dinamici, oltre che condivisi.

Gate Training è una collezione di tavoli funzionali e maneggevoli che permette di assecondare veloci configurazioni degli ambienti, per passare da training a studio o coworking. Facili da movimentare, grazie alle pratiche ruote, possono essere uniti ed allineati.

Le ridotte dimensioni unite alla praticità delle ruote lo rendono una soluzione ideale per la collettività: nelle scuole, nelle università, nelle biblioteche, sale training e meeting room.

**Gate Training Small and Large**  
(288, 288X) with powder coated  
frames and laminate tops with  
round corners.

Gate Training can be enrich with a  
steel modesty panel in the same  
colour of the frame.





**Gate Training Large (288X)**  
with green powder coated frame  
and yellow laminate top.



Gate Training is certified  
UNI EN 1729 as a school desk.

Stackable and available in two different sizes,  
Gate Training is equipped with practical castors,  
to facilitate quick reconfigurations.

# Fifty 50 collection

DESIGN MARA R&D



**Fifty 50 is a collection of tables and desks featuring a balance between aesthetic shape and kaleidoscopic use. Endless configurations can be designed for large and small workspaces: as single desk or shared workstations, it is ideal for offices and meeting rooms. Fifty 50 is available in different sizes and offers a wide range of colours, finishes and accessories.**

Fifty 50 è una collezione di scrivanie che unisce con equilibrio un'estetica formale ad un utilizzo caleidoscopico. Un prodotto che permette configurazioni illimitate per grandi e piccoli spazi di lavoro: scrivania singola, a due o quattro postazioni, ideale per uffici e sale meeting. Fifty 50, disponibile in diverse lunghezze e profondità, può essere personalizzato grazie ad un'ampia scelta di colori, finiture e accessori.



**Fifty 50 Bench (214B)** with two black laminate tops joined together by a single black frame.

**B302 Roll (500DROLL)** in black finish.



**Fifty 50 Desk (214D)** version with white frame and laminate top.

Detail of the another possible configuration.

**Fifty 50 Bench (214B)** version with black frames and laminate tops. The desks are equipped with acoustic divider panels.



**Vea Soft (5000)** with black powder coated frame and anthracite polypropylene seat and backrest. Fabric by Pugi (Fenice).

**B302 bookcase (500)** in anthracite finish.  
**B302 Roll (500DROLL)** in black finish.

# Morgan

DESIGN FRANCESCO BARBI



**Morgan is a table designed for both office and home environments.**

**The geometric design of the tridimensional metal frame gives stability and enhances a timeless allure.**

Morgan è un tavolo pensato sia per l'ufficio che per gli ambienti domestici.

Il disegno geometrico che caratterizza la struttura in metallo tridimensionale, oltre a garantire la stabilità del tavolo conferisce un fascino senza tempo.



**Morgan** (224) with black powder coated frame and FENIX top.



The table can be enriched with a practical upholstered acoustic panel.



# 250 Cone

DESIGN MARA R&D



**250 Cone table features a conical base in powder coated steel, ideal for offices and residential contexts.**

**The geometrical combination between the top and the base generates a sculptural element ideal for interiors with a variety of formal and colours expressions.**

250 Cone è un tavolo con base conica in acciaio verniciato, ideale per l'ufficio, l'hospitality e per contesti residenziali.

La combinazione geometrica tra il piano e la base genera un elemento scultoreo ideale per interni dalle diverse espressioni formali e cromatiche.



**250 Cone (250CONE)** with powder coated steel base in light blue and FENIX top (Viola Orissa).

**Elle bookcase (100)** in blue finish.

**Icon Cantilever (7800)** with black polypropylene shell and frame.



**250 Cone (250CONE)** with black powder coated frame and FENIX top.

# Ivo collection

DESIGN MARA R&D



**Minimalist and functional design for the outdoor collection of tables Ivo, made entirely of steel with integrated top, 100% recyclable. Ideal solution to furnish, dehors, bars, restaurants and terraces.**

Design minimalista e funzionale per la collezione di tavoli per esterno Ivo, realizzati interamente in acciaio con piano integrato, 100% riciclabile. Ivo è la soluzione ideale per arredare l'esterno di locali, terrazze e dehors.



**Ivo** (222) in terracotta powder coated steel.



**Ivo** (222) in light grey and light blue finishes. **Simple Soft** (1071) with green powder coated frame. Seat and backrest upholstered in Gabriel (Capture) fabric.

# Typo Table

DESIGN AMDL CIRCLE



**Conceived in monochromatic and monomateric, Typo Table can also be combined with tops of different sizes, colours and materials.**

**Typo thus lends itself to furnishing and completing a plurality of environments: office, hospitality and residential contexts, both indoor and outdoor.**

Concepito monocromatico e monomaterico, il tavolino Typo può essere abbinato anche a piani di diverse dimensioni, colori e materiali.

Typo si presta così ad arredare e completare una pluralità di ambienti: dall'ufficio, all'hospitality fino a contesti residenziali, sia in ambienti indoor che outdoor.

**Typo Table (900)** with powder coated frame and top in light blue.

**Typo (9100)** with seat and backrest in walnut and steel frame in light blue.



**Typo Table (900)** is available in three different heights: 500, 720 and 1100 mm.

**Typo (9100)** with seat and backrest in natural oak and powder coated frame in terracotta.



**Typo Table** (900) with frame and top powder coated in light blue.



**Typo Tables** (900) with powder coated steel tops in terracotta and light blue.

**Icon** (7500) with polypropylene shell and removable water-repellent cushions.

# Tip collection

DESIGN MARA R&D



**Maximum efficiency and optimization of the space with Tip! The aesthetic folding mechanism of the table top, developed by Mara, combined with the four-spoke structure, allows the table to be closed for easy storage.**

**Functional lightness for a versatile and practical solution, ideal to furnish cafés, restaurants and outdoor spaces with style.**

Massima efficienza e ottimizzazione dello spazio con Tip! L'estetico meccanismo di verticalizzazione del piano, made in Mara, unito al telaio a quattro razze consente al tavolo di essere richiuso per facilitarne lo stoccaggio. Leggerezza funzionale per una soluzione versatile e pratica, ideale per arredare con stile caffetterie, ristoranti e spazi commerciali.

The original spherical polypropylene feet characterise Tip legs.





**Tip (285)** with white powder coated frames, red feet and white laminate tops.

Tip central base tables are also available in the 1100 mm-height version.

The detail of tilting mechanism developed by Mara.



**Tip (285)** with terracotta powder coated frame, white feet and terracotta fixed steel top.

# Pepe

DESIGN FRANCESCO BARBI



Versatile and elegant central base table with white marble top.

**Pepe is a versatile and elegant central base table. Characterised by clean and simple lines made of powder coated steel frame, Pepe is a suitable solution for contract and home.**

Pepe è un tavolo a base centrale versatile ed elegante. Caratterizzato da un insieme di linee pulite e semplici, realizzate in acciaio verniciato, Pepe è una soluzione adatta sia in ambienti contract che residenziali.




**Pepe Lounge (295B)** with white powder coated frame and white marble top.



**Pepe (295)** with black powder coated frame and metal top.

# Elle collection

DESIGN FERRUCCIO LAVIANI



**"The idea for this bookcase comes first of all from its three-feet structure, a concept that has always fascinated me since I was still studying industrial design because I had learnt that tables, especially the neo-classical ones, had these three feet so that they never needed an adjustment. Also on an uneven floor Elle always stays aligned".**

"L'idea di questa libreria nasce innanzitutto dalla struttura a tre piedi. L'idea del tre piedi è qualcosa che mi ha sempre affascinato da quando studiavo disegno industriale, perché avevo imparato che i tavoli, soprattutto quelli neo classici, non avevano bisogno di una regolazione, perciò anche su un pavimento sconnesso, Elle resta sempre allineata".



**Elle bookcase (100)**  
single module with terracotta  
powder coated metal shelves and  
frames.

**Follow Break Monochromatic**  
(299K50CAR) with terracotta powder  
coated frames and Fenix tops (Giallo  
Evora).



**Elle bookcase (100)**  
two-modules version with five  
metal shelves in terracotta.





**Elle Console (100C)** in blue powder coated.



**250 Cone (250CONE)** with light blue steel base and FENIX top (Viola Orissa).

**Elle bookcase (100)** with metal shelves powder coated in blue.

**Icon Cantilever (7800)** with black polypropylene shell and frame.

# B302 collection

DESIGN FRANCESCO BARBI



Detail of B302 Bench version  
with soft cushions.

**"Its clear design and modularity easiness to furnish and complete the spaces along with the positive feedback from the audience convinced me that this object might have a wider range of action and could aim at becoming a real and practical system responding to new spatial configurations".**

"La sua semplicità formale e compositiva nell'arredare e completare gli ambienti unito ad un apprezzamento crescente da parte del pubblico mi ha portato a pensare come questo oggetto potesse ampliare il proprio raggio d'azione, diventando un vero e proprio sistema in grado di rispondere con praticità a nuove configurazioni spaziali".



**B302 modular bookcase (500)**  
in anthracite finish with FENIX  
drawer (black).

**B302 Bench (500DBENCH)** with  
soft cushions in Pugí (Fenice)  
fabric.



**B302 Roll (500DROLL)**  
is ideal to be used as a mobile  
storage system.  
Black powder coated steel.




**B302 bookcase (500)**  
in white finish.

**Follow Me Large (299EL)**  
with light grey powder coated  
frame and FENIX top (Azzurro  
Naxos)



**B302 modular bookcase (500)**  
in black finish with **B302 Bench**  
(500DBENCH) with soft cushion in  
Pugì (Fenice) fabric.



**B302 Bench (500DBENCH)**  
in black powder coated finish  
with soft cushion. Fabric by Pugi  
(Fenice).

**B302 Roll (B302DROLL)**  
in black powder coated finish.



**Icon Soft (7250)**  
on 5-spoke base with castors  
and upholstery in Pugi (Fenice)  
fabric.

**Follow Meeting Cone (299MC)**  
with black steel base and FENIX  
top.

**B302 Roll (500DROLL)** in red  
finish and **B302 bookcase** in  
black finish.


# Leo

DESIGN MARA R&D




**Leo is a simple and functional floor-standing coat rack, with balanced and organic shapes, which brings us back to the typical design of the Seventies. Stable, sturdy and versatile, this object of daily use is suitable to be inserted in any environment.**

Leo è un appendiabiti da terra semplice e funzionale dalle forme equilibrate ed organiche, che ci riporta al design tipico degli anni Settanta. Stabile, robusto e versatile, questo oggetto di uso quotidiano è adatto per essere inserito in qualsiasi ambiente.



**Leo** (508) floor-standing coat rack with terracotta powder coated frame and discs in natural beech.



A detail of the height-adjustable tubular stems.

# Seating Overview

## Icon

DESIGN MARCELLO ZILIANI

**ICON SWIVEL  
4-SPOKE BASE**  
/ 7600



**size:** H: 760 x W: 585 x D: 575 x SH: 460 mm  
**materials:** nylon, polypropylene.

**ICON HB SWIVEL  
4-SPOKE BASE**  
/ 7650



**size:** H: 900 x W: 585 x D: 575 x SH: 460 mm  
**materials:** nylon, polypropylene, fire retardant upholsteries.

**ICON SWIVEL  
5-SPOKE BASE**  
/ 7700



**size:** H: 720 ÷ 850 x Ø: 660 x SH: 420 ÷ 550 mm  
**materials:** powder coated/polished aluminium, polypropylene.

**ICON HB SWIVEL  
5-SPOKE BASE**  
/ 7750



**size:** H: 860 ÷ 990 x Ø: 660 x SH: 420 ÷ 550 mm  
**materials:** powder coated/polished aluminium, polypropylene, fire retardant upholsteries.

**ICON &  
ICON OUTDOOR**  
/ 7500



**size:** H: 780 x W: 585 x D: 575 x SH: 460 mm  
**materials:** powder coated steel, polypropylene.

**ICON DESK  
4-SPOKE BASE**  
/ 7601



**size:** H: 760 x W: 585 x D: 575 x SH: 460 mm  
**materials:** nylon, powder coated steel, polypropylene, laminate, melamine tops.

**ICON DESK HB  
4-SPOKE BASE**  
/ 7651



**size:** H: 900 x W: 585 x D: 575 x SH: 460 mm  
**materials:** nylon, powder coated steel, polypropylene, fire retardant upholsteries, laminate, melamine tops.

**ICON LOUNGE**  
/ 7900



**size:** H: 730 x W: 585 x D: 575 x SH: 430 mm  
**materials:** powder coated aluminium, polypropylene.

**ICON 4-SPOKE BASE  
METAL** / 7602



**size:** H: 792 x W: 460 x D: 460 x SH: 460 mm  
**materials:** powder coated steel, polypropylene.

**ICON SWIVEL  
4-SPOKE BASE METAL**  
/ 7604



**size:** H: 798 x W: 460 x D: 460 x SH: 460 mm  
**materials:** powder coated steel, polypropylene.

**ICON CANTILEVER  
4-SPOKE BASE**  
/ 7800



**size:** H: 774 x W: 515 x D: 525 x SH: 460 mm  
**materials:** powder coated steel, polypropylene.

**ICON HB CANTILEVER  
4-SPOKE BASE**  
/ 7850



**size:** H: 914 x W: 515 x D: 525 x SH: 460 mm  
**materials:** powder coated steel, polypropylene, fire retardant upholsteries.

## Icon Soft

DESIGN MARCELLO ZILIANI

**ICON SOFT 4-SPOKE  
BASE** / 7100



**size:** H: 790 x W: 585 x D: 575 x SH: 470 mm  
**materials:** nylon, fire retardant upholsteries.

**ICON SOFT SWIVEL  
4-SPOKE BASE** / 7150



**size:** H: 910 x W: 585 x D: 575 x SH: 470 mm  
**materials:** nylon, fire retardant upholsteries.

**ICON SOFT SWIVEL  
5-SPOKE BASE**  
/ 7200



**size:** H: 790 ÷ 920 x Ø: 660 x SH: 440 ÷ 570 mm  
**materials:** powder coated/polished aluminium, fire retardant upholsteries.

**ICON SOFT HB SWIVEL  
4-SPOKE BASE**  
/ 7250



**size:** H: 910 ÷ 1040 x Ø: 660 x SH: 440 ÷ 570 mm  
**materials:** powder coated/polished aluminium, fire retardant upholsteries.

**ICON SOFT**  
/ 7000



**size:** H: 790 x W: 585 x D: 575 x SH: 470 mm  
**materials:** powder coated steel, fire retardant upholsteries.

**ICON SOFT DESK  
4-SPOKE BASE**  
/ 7101



**size:** H: 790 x W: 585 x D: 575 x SH: 470 mm  
**materials:** nylon, powder coated steel, fire retardant upholsteries, laminate, melamine tops.

**ICON SOFT DESK HB  
4-SPOKE BASE**  
/ 7151



**size:** H: 910 x W: 585 x D: 575 x SH: 470 mm  
**materials:** nylon, powder coated steel, fire retardant upholsteries, laminate, melamine tops.

**ICON SOFT  
LOUNGE** / 7400



**size:** H: 760 x W: 585 x D: 575 x SH: 440 mm  
**materials:** powder coated aluminium, fire retardant upholsteries.

**ICON SOFT STOOL**  
/ 7300



**size:** H: 750 - 850 x W: 456 - 460 x D: 512 - 534 x SH: 650 - 750 mm  
**materials:** powder coated steel, fire retardant upholsteries.

## Typo

DESIGN AMDL CIRCLE

**TYPO CHAIR**  
/ 9100



**size:** H: 780 ÷ 910 x W: 460 x D: 570 x SH: 380 ÷ 510 mm  
**materials:** powder coated steel, wood.

**TYPO LIMITED  
EDITION**  
/ 9100ALPI



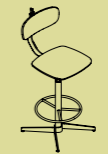
**size:** H: 780 ÷ 910 x W: 460 x D: 570 x SH: 380 ÷ 510 mm  
**materials:** powder coated steel, wood.

**TYPO SWIVEL CHAIR**  
/ 9200



**size:** H: 840 ÷ 970 Ø: 660 x SH: 440 ÷ 570 mm  
**materials:** powder coated aluminium, wood.

**TYPO STOOL**  
/ 9300



**size:** H: 705 - 1150 x W: 460 x D: 570 x SH: 620 - 750 mm  
**materials:** wood, powder coated steel.

**TYPO SOFT CHAIR**  
/ 9100I



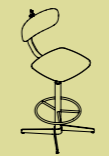
**size:** H: 780 ÷ 910 x W: 460 x D: 570 x SH: 380 ÷ 510 mm  
**materials:** powder coated steel, fire retardant upholsteries.

**TYPO SOFT SWIVEL  
CHAIR** / 9200I



**size:** H: 840 ÷ 970 Ø: 660 x SH: 440 ÷ 570 mm  
**materials:** powder coated aluminium, fire retardant upholsteries.

**TYPO SOFT STOOL**  
/ 9300I



**size:** H: 705 - 1150 x W: 460 x D: 570 x SH: 620 - 750 mm  
**materials:** powder coated steel, fire retardant upholsteries.

## Loto

DESIGN MARA R&amp;D

**LOTO CHAIR**  
/ 300L



**size:** H: 767 x W: 480 x D: 500 x SH: 450 mm  
**materials:** powder coated/chromed steel, polypropylene.

**LOTO ARMCHAIR**  
/ 325L



**size:** H: 775 x W: 570 x D: 550 x SH: 450 mm  
**materials:** powder coated/chromed steel, polypropylene.

**LOTO SLED CHAIR**  
/ 335L



**size:** H: 780 x W: 445 x D: 500 x SH: 450 mm  
**materials:** powder coated/chromed steel, polypropylene.

**LOTO SWIVEL CHAIR**  
/ 330L



**size:** H: 780 ÷ 950 x Ø: 650 x SH: 470 ÷ 660 mm  
**materials:** powder coated/polished aluminium, polypropylene.

**LOTO SWIVEL ARMCHAIR**  
/ 330LB



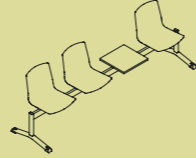
**size:** H: 780 ÷ 950 x Ø: 650 x SH: 470 ÷ 660 mm  
**materials:** powder coated/polished aluminium, polypropylene.

**LOTO STOOL**  
/ 334



**size:** H: 969 - 1069 x W: 520 - 544 x D: 510 - 529 x SH: 650 - 750 mm  
**materials:** powder coated/chromed steel, polypropylene.

**LOTO BENCH**  
/ 3400L



**size:** H: 790 x W: 1260 - 2460 x D: 625 x SH: 430 mm  
**materials:** powder coated steel, polypropylene.

**LOTO SOFT CHAIR**  
/ 300L



**size:** H: 767 x W: 480 x D: 500 x SH: 450 mm  
**materials:** powder coated/chromed steel, polypropylene, fire retardant upholsteries.

**LOTO SOFT ARMCHAIR**  
/ 325L



**size:** H: 775 x W: 570 x D: 550 x SH: 450 mm  
**materials:** powder coated/chromed steel, polypropylene, fire retardant upholsteries.

**LOTO SOFT SLED CHAIR**  
/ 335L



**size:** H: 780 x W: 445 x D: 500 x SH: 450 mm  
**materials:** powder coated/chromed steel, polypropylene, fire retardant upholsteries.

**LOTO SOFT SWIVEL CHAIR**  
/ 330L



**size:** H: 780 ÷ 950 x Ø: 650 x SH: 470 ÷ 660 mm  
**materials:** powder coated/polished aluminium, polypropylene, fire retardant upholsteries.

**LOTO SOFT SWIVEL ARMCHAIR**  
/ 330LB



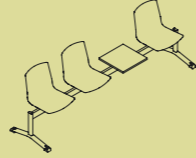
**size:** H: 780 ÷ 950 x Ø: 650 x SH: 470 ÷ 660 mm  
**materials:** powder coated/polished aluminium, polypropylene, fire retardant upholsteries.

**LOTO SOFT STOOL**  
/ 334



**size:** H: 969 - 1069 x W: 520 - 544 x D: 510 - 529 x SH: 650 - 750 mm  
**materials:** powder coated/chromed steel, polypropylene, fire retardant upholsteries.

**LOTO SOFT BENCH**  
/ 3400L



**size:** H: 790 x W: 1260 - 2460 x D: 625 x SH: 430 mm  
**materials:** powder coated steel, polypropylene, fire retardant upholsteries.

## Loto Wood

DESIGN MARA R&amp;D

**LOTO WOOD CHAIR**  
/ 3000L



**size:** H: 767 x W: 480 x D: 500 x SH: 450 mm  
**materials:** powder coated/chromed steel, wood.

**LOTO WOOD STOOL**  
/ 332



**size:** H: 710 - 860 x W: 514 x D: 485 x SH: 650 - 800 mm  
**materials:** powder coated/chromed steel, wood.

## Vea

DESIGN MARA R&amp;D

**VEA CHAIR**  
/ 5000



**size:** H: 810 x W: 490 x D: 550 x SH: 470 mm  
**materials:** powder coated/chromed steel, polypropylene.

**VEA ARMCHAIR**  
/ 5050



**size:** H: 810 x W: 525 x D: 550 x SH: 470 mm  
**materials:** powder coated/chromed steel, polypropylene.

**VEA SLED**  
/ 5100



**size:** H: 810 x W: 490 x D: 550 x SH: 470 mm  
**materials:** powder coated/chromed steel, polypropylene.

**VEA SLED ARMCHAIR**  
/ 5150



**size:** H: 810 x W: 510 x D: 550 x SH: 470 mm  
**materials:** powder coated/chromed steel, polypropylene.

**VEA SOFT CHAIR**  
/ 5000



**size:** H: 810 x W: 490 x D: 550 x SH: 470 mm  
**materials:** powder coated/chromed steel, polypropylene, fire retardant upholsteries.

**VEA SOFT ARMCHAIR**  
/ 5050



**size:** H: 810 x W: 525 x D: 550 x SH: 470 mm  
**materials:** powder coated/chromed steel, polypropylene, fire retardant upholsteries.

**VEA SOFT SLED**  
/ 5100



**size:** H: 810 x W: 490 x D: 550 x SH: 470 mm  
**materials:** powder coated/chromed steel, polypropylene, fire retardant upholsteries.

**VEA SOFT SLED ARMCHAIR**  
/ 5150



**size:** H: 810 x W: 510 x D: 550 x SH: 470 mm  
**materials:** powder coated/chromed steel, polypropylene, fire retardant upholsteries.

## Simple

DESIGN MARA R&amp;D

**SIMPLE WOOD CHAIR**  
/ 107F



**size:** H: 790 x W: 420 x D: 490 x SH: 440 mm  
**materials:** powder coated steel, wood.

**SIMPLE SOFT CHAIR**  
/ 107I



**size:** H: 790 x W: 420 x D: 490 x SH: 450 mm  
**materials:** powder coated steel, fire retardant upholsteries.

**SIMPLE METAL CHAIR**  
/ 107



**size:** H: 790 x W: 420 x D: 490 x SH: 440 mm  
**materials:** powder coated steel, powder coated aluminium.

**SIMPLE WOOD STOOL**  
/ 105F



**size:** H: 1015 x W: 455 x D: 510 x SH: 760 mm  
**materials:** powder coated steel, wood.

**SIMPLE SOFT STOOL**  
/ 105I



**size:** H: 1015 x W: 455 x D: 510 x SH: 770 mm  
**materials:** powder coated steel, fire retardant upholsteries.

**SIMPLE METAL STOOL**  
/ 105



**size:** H: 1015 x W: 455 x D: 510 x SH: 765 mm  
**materials:** powder coated steel, powder coated aluminium.

## Work

DESIGN MARA R&D

**WORK WOOD SWIVEL CHAIR**  
/ 121F



**size:** H: 750 ÷ 880 x  
Ø: 550 x SH: 390 ÷ 520 mm  
**materials:** powder coated/polished aluminium, wood.

**WORK WOOD SWIVEL STOOL**  
/ 311F



**size:** H: 930 ÷ 1060 x  
Ø: 550 x SH: 600 ÷ 730 mm  
**materials:** powder coated/chromed steel, wood.

**WORK WOOD STOOL**  
/ 310F



**size:** H: 620 ÷ 750 x  
Ø: 550 mm  
**materials:** powder coated/chromed steel, wood.

**WORK SOFT SWIVEL CHAIR**  
/ 121I



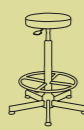
**size:** H: 750 ÷ 880 x  
Ø: 550 x SH: 390 ÷ 520 mm  
**materials:** powder coated/polished aluminium, fire retardant upholsteries.

**WORK SOFT SWIVEL STOOL**  
/ 311I



**size:** H: 950 ÷ 1080 x  
Ø: 550 x SH: 620 ÷ 750 mm  
**materials:** powder coated/chromed steel, fire retardant upholsteries.

**WORK SOFT STOOL**  
/ 310I



**size:** H: 650 ÷ 780 x  
Ø: 550 mm  
**materials:** powder coated/chromed steel, fire retardant upholsteries.

## Easy

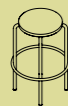
DESIGN MARA R&D

**EASY**  
/ 301F



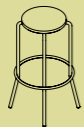
**size:** H: 438 x Ø: 370 mm  
**materials:** powder coated/chromed steel, wood.

**EASY**  
/ 306F



**size:** H: 543 x Ø: 400 mm  
**materials:** powder coated/chromed steel, wood.

**EASY**  
/ 308F



**size:** H: 738 x Ø: 475 mm  
**materials:** powder coated/chromed steel, wood.

**EASY**  
/ 331F



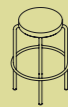
**size:** H: 500 ÷ 800 (F)  
x W: 390 x D: 390 mm  
**materials:** chromed steel, wood.

**EASY SOFT**  
/ 301I



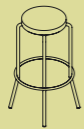
**size:** H: 470 x Ø: 370 mm  
**materials:** powder coated/chromed steel, fire retardant upholsteries.

**EASY SOFT**  
/ 306I



**size:** H: 575 x Ø: 400 mm  
**materials:** powder coated/chromed steel, fire retardant upholsteries.

**EASY SOFT**  
/ 308I



**size:** H: 770 x Ø: 475 mm  
**materials:** powder coated/chromed steel, fire retardant upholsteries.

**EASY SOFT**  
/ 331I



**size:** H: 530 ÷ 830 x W: 390  
x D: 390 mm  
**materials:** chromed steel, fire retardant upholsteries.

## Ben

DESIGN MENEGHELLO PAOLELLI

**BEN STOOL**  
/ 331D



**size:** H: 760 - 910 x W: 500 x  
D: 485 x SH: 650 - 800 mm  
**materials:** powder coated/chromed steel, polypropylene.

**BEN STOOL**  
/ 331



**size:** H: 640 ÷ 900 x W:  
390 x D: 390 x SH: 530 ÷  
790 mm  
**materials:** powder coated/chromed steel, polypropylene.

## Gate

DESIGN MARA R&D

**GATE CHAIR PP**  
/ 6000, 6010



**size:** H: 805 x W: 540 x D:  
510 - 525 x SH: 485 mm  
**materials:** powder coated/chromed steel, polypropylene.

**GATE CHAIR PP + SOFT**  
/ 6000, 6010



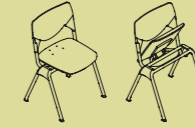
**size:** H: 805 x W: 540 x D:  
510 - 525 x SH: 485 mm  
**materials:** powder coated/chromed steel, polypropylene, fire retardant upholsteries.

**GATE CHAIR SOFT SQUARE**  
/ 6000I, 6010I




**size:** H: 810 x W: 540 x D:  
510 - 525 x SH: 485 mm  
**materials:** powder coated/chromed steel, fire retardant upholsteries.

**GATE CHAIR WOOD SQUARE**  
/ 6000F, 6010F



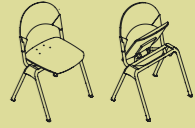
**size:** H: 800 x W: 540 x D:  
510 - 525 x SH: 485 mm  
**materials:** powder coated/chromed steel, wood.

**GATE CHAIR SOFT ROUND**  
/ 6000I, 6010I




**size:** H: 845 x W: 540 x D:  
510 - 525 x SH: 485 mm  
**materials:** powder coated/chromed steel, fire retardant upholsteries.

**GATE CHAIR WOOD ROUND**  
/ 6000F, 6010F



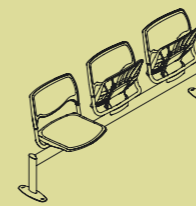
**size:** H: 830 x W: 540 x D:  
510 - 525 x SH: 485 mm  
**materials:** powder coated/chromed steel, wood.

**GATE BENCH PP**  
/ 6310



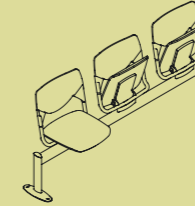
**size:** H: 805 x W: 1895 x D:  
500 x SH: 445 mm  
**materials:** powder coated steel, polypropylene.

**GATE BENCH PP + SOFT**  
/ 6310



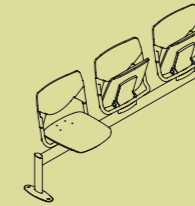
**size:** H: 805 x W: 1895 x D:  
500 x SH: 445 mm  
**materials:** powder coated steel, polypropylene, fire retardant upholsteries.

**GATE BENCH SOFT SQUARE**  
/ 6310I



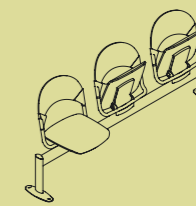
**size:** H: 810 x W: 1895 x D:  
500 x SH: 445 mm  
**materials:** powder coated steel, fire retardant upholsteries.

**GATE BENCH WOOD SQUARE**  
/ 6310F



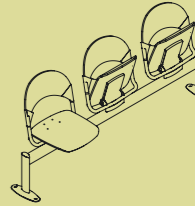
**size:** H: 800 x W: 1895 x D:  
500 x SH: 445 mm  
**materials:** powder coated steel, wood.

**GATE BENCH SOFT ROUND**  
/ 6310I



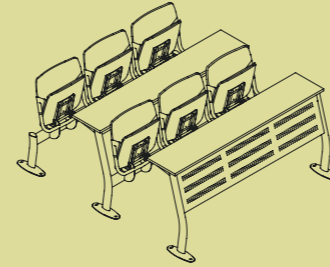
**size:** H: 845 x W: 1895 x D:  
500 x SH: 445 mm  
**materials:** powder coated steel, fire retardant upholsteries.

**GATE BENCH WOOD ROUND**  
/ 6310F




**size:** H: 830 x W: 1895 x D:  
500 x SH: 445 mm  
**materials:** powder coated steel, wood.

**GATE MONOBLOCK SQUARE** / 6700, 6700F, 6700I



**size:** H: 800 x W: 1626 x SH: 445 mm  
**materials:** powder coated steel, laminate tops, wood, polypropylene, fire retardant upholsteries.

**GATE MONOBLOCK ROUND** / 6700, 6700F, 6700I



**size:** H: 830 x W: 1626 x SH: 445 mm  
**materials:** powder coated steel, laminate tops, wood, polypropylene, fire retardant upholsteries.

**GATE PP RISER**  
/ 6400



**size:** H: 610 x W: 480 x D:  
500 mm  
**materials:** powder coated steel, polypropylene.

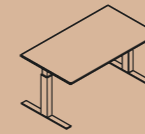


# Tables and Desks Overview

## Follow

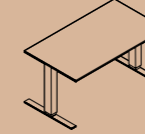
DESIGN MARA R&amp;D

**FOLLOW DESK** / 299F Small, 299F Large



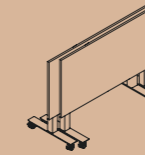
**size:** H: 660 ÷ 1160 x W: 1200 - 1400 / 1600 - 1800 x D: 700 - 800 mm  
**materials:** powder coated/chromed steel. Fenix, laminate, melamine tops.

**FOLLOW DESK MONOCHROMATIC** / 299FCAR Small, 299FCAR Large



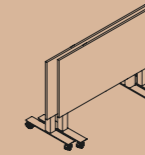
**size:** H: 660 ÷ 1160 x W: 1200 - 1400 / 1600 - 1800 x D: 700 - 800 mm  
**materials:** powder coated/chromed steel. Fenix, laminate, melamine tops.

**FOLLOW TILTING** / 299R



**size:** H: 700 ÷ 1100 x W: 1400 - 1800 x D: 700 - 800 mm  
**materials:** powder coated/chromed steel. Fenix, laminate, melamine tops.

**FOLLOW TILTING MONOCHROMATIC** / 299RCAR



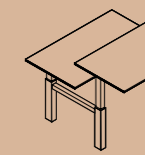
**size:** H: 700 ÷ 1100 x W: 1400 - 1800 x D: 700 - 800 mm  
**materials:** powder coated/chromed steel. Fenix, laminate, melamine tops.

**FOLLOW ME** / 299E Small, 299E Large



**size:** H: 690 ÷ 1070 x W: 700 - 1000 / 900 - 1200 x D: 600 - 700 / 650 - 750 mm  
**materials:** powder coated/chromed steel. Fenix, laminate, melamine tops.

**FOLLOW BENCH** / 299B Small, 299B Large



**size:** H: 660 ÷ 1160 x W: 1200 - 1400 / 1600 - 1800 x D: 1400 - 1600 mm  
**materials:** powder coated/chromed steel. Fenix, laminate, melamine tops.

**FOLLOW MEETING** / 299M




**size:** H: 700 ÷ 1160 x Ø: 1200 - 1600 mm  
**materials:** powder coated/chromed steel. Fenix, laminate, melamine tops.

**FOLLOW MEETING MONOCHROMATIC** / 299MCAR



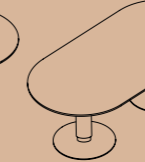
**size:** H: 700 ÷ 1160 x Ø: 1200 - 1600 mm  
**materials:** powder coated/chromed steel. Fenix, laminate, melamine tops.

**FOLLOW MEETING LARGE** / 298ML



**size:** H: 700 ÷ 1160 x W: 2600 - 3000 x D: 1200 - 1400 mm  
**materials:** powder coated/chromed steel. Fenix, laminate, melamine tops.

**FOLLOW MEETING LARGE MONOCHROMATIC** / 298MLCAR



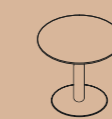
**size:** H: 700 ÷ 1160 x W: 2600 - 3000 x D: 1200 - 1400 mm  
**materials:** powder coated/chromed steel. Fenix, laminate, melamine tops.

**FOLLOW MEETING CONE** / 299MC



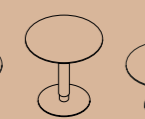
**size:** H: 700 ÷ 1160 x Ø: 1400 - 1600 mm  
**materials:** powder coated/chromed steel. Fenix, laminate, melamine tops.

**FOLLOW BREAK** / 299K, 299K50



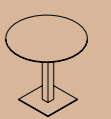
**size:** H: 475 ÷ 735 / 700 ÷ 1160 x Ø: 700 - 1100 mm  
**materials:** powder coated/chromed steel. Fenix, laminate, melamine tops.

**FOLLOW BREAK MONOCHROMATIC** / 299KCAR, 299KCAR50



**size:** H: 475 ÷ 735 / 700 ÷ 1160 x Ø: 700 - 1100 mm  
**materials:** powder coated/chromed steel. Fenix, laminate, melamine tops.

**FOLLOW BREAK SQUARE** / 299KQ

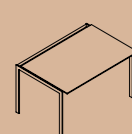


**size:** H: 700 ÷ 1160 x Ø: 900 - 1100 mm  
**materials:** powder coated/chromed steel. Fenix, laminate, melamine tops.

## Foil


DESIGN CHRISTOPHE PILLET

**FOIL DESK** / 211, 211DESK




**size:** H: 730 x W: 1390 - 1590 x D: 690 - 790 mm  
**materials:** powder coated steel. Fenix, laminate, melamine, steel tops.

**FOIL WORKSTATION** / 211DWORK



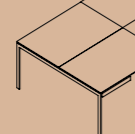
**size:** H: 730 x W: 1390 - 1590 / 1374 - 1574 x D: 690 - 790 mm  
**materials:** powder coated steel. Fenix, laminate, melamine, steel tops.

**FOIL BENCH** / 211BENCH



**size:** H: 730 x W: 1390 - 1590 x D: 1390 - 1590 mm  
**materials:** powder coated steel. Fenix, laminate, melamine, steel tops.

**FOIL BENCH WORKSTATION** / 211BWORK



**size:** H: 730 x W: 1390 - 1590 / 1374 - 1574 x D: 1390 - 1590 mm  
**materials:** powder coated steel. Fenix, laminate, melamine, steel tops.

## Timmy

DESIGN MARA R&amp;D

**TIMMY LIBRO** / 294 Small, 294 Large



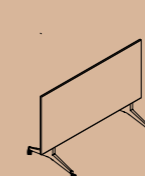
**size:** H: 710 x W: 2000 - 2600 / 2800 - 3200 x D: 900 - 1200 mm  
**materials:** powder coated/chromed steel. Fenix, laminate, melamine tops.

**TIMMY LIBRO H1050** / 294H



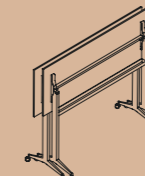
**size:** H: 1050 x W: 2000 - 2600 x D: 900 - 1200 mm  
**materials:** powder coated/chromed steel. Fenix, laminate, melamine tops.

**TIMMY TILTING** / 215R Small, 215R Large



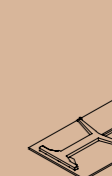
**size:** H: 710 x W: 1200 - 2400 x D: 500 - 800 / 700 - 1000 mm  
**materials:** powder coated/chromed steel. Fenix, laminate, melamine tops.

**TIMMY TILTING H1050** / 215RH



**size:** H: 1050 x W: 1200 - 2200 x D: 700 - 900 mm  
**materials:** powder coated/chromed steel. Fenix, laminate, melamine tops.

**TIMMY FOLDING** / 215P



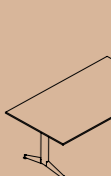
**size:** H: 710 x W: 1400 - 2000 x D: 800 - 1000 mm  
**materials:** powder coated/chromed steel. Fenix, laminate, melamine tops.

**TIMMY FOLDING PLUS** / 215PLUS



**size:** H: 710 x D: 800 mm R: 0 - 400 mm / W: 1400 - 1800 D: 800 mm  
**materials:** powder coated/chromed steel. Fenix, laminate, melamine tops.

**TIMMY FIXED** / 215F

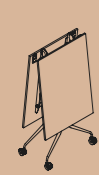


**size:** H: 710 x W: 1400 - 2000 x D: 800 - 1000 mm  
**materials:** powder coated/chromed steel. Fenix, laminate, melamine tops.

## Argo

DESIGN MARA R&D

**ARGO LIBRO**  
/ 286 Small, 286 Large



**size:** H: 710 x W: 2000 - 2600 / 2800 - 3200 x D: 800 - 1000 mm  
**materials:** powder coated/chromed steel. Fenix, laminate, melamine tops.

**ARGO LIBRO XL**  
/ 286XL Small, 286XL Large



**size:** H: 710 x W: 2000 - 2600 / 2800 - 3200 x D: 900 - 1200 mm  
**materials:** powder coated/chromed steel. Fenix, laminate, melamine tops.

**ARGO LIBRO METAL**  
/ 286METAL



**size:** H: 710 x W: 2400 - 2800 x D: 800 mm  
**materials:** powder coated/chromed steel. Fenix, laminate, melamine tops.

**ARGO LIBRO ROUND**  
/ 286T Round



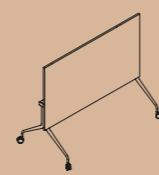
**size:** H: 710 x Ø: 1600 - 1800 mm  
**materials:** powder coated/chromed steel. Fenix, laminate, melamine tops.

**ARGO LIBRO ELLIPTICAL**  
/ 286T Elliptical



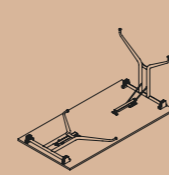
**size:** H: 710 x W: 2400 x D: 1500 mm  
**materials:** powder coated/chromed steel. Fenix, laminate, melamine tops.

**ARGO TILTING**  
/ 206R



**size:** H: 710 x W: 700 - 2000 x D: 700 - 800 mm  
**materials:** powder coated/chromed steel. Fenix, laminate, melamine tops.

**ARGO FOLDING**  
/ 206P



**size:** H: 710 x W: 1400 - 2000 x D: 800 mm  
**materials:** powder coated/chromed steel. Fenix, laminate, melamine tops.

**ARGO FIXED**  
/ 206F

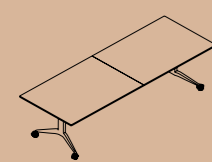


**size:** H: 720 x W: 1400 - 2000 x D: 700 - 800 mm  
**materials:** powder coated/chromed steel. Fenix, laminate, melamine tops.

## Savio

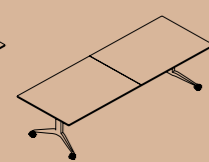
DESIGN MARA R&D

**SAVIO LIBRO COMPACT**  
/ 277 Small, 277 Large



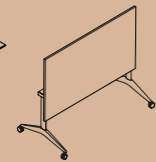
**size:** H: 710 x W: 2000 - 2600 / 2800 - 3000 x D: 800 - 1000 mm  
**materials:** powder coated steel. Fenix, laminate, melamine tops.

**SAVIO LIBRO COMPACT METAL**  
/ 277METAL



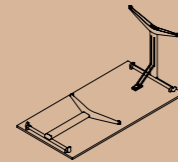
**size:** H: 710 x W: 2400 - 2800 x D: 800 mm  
**materials:** powder coated steel. Fenix, laminate, melamine tops.

**SAVIO TILTING**  
/ 227R



**size:** H: 710 x W: 700 - 2000 x D: 700 - 900 mm  
**materials:** powder coated steel. Fenix, laminate, melamine tops.

**SAVIO FOLDING**  
/ 227P



**size:** H: 710 x W: 1500 - 2000 x D: 700 - 800 mm  
**materials:** powder coated steel. Fenix, laminate, melamine tops.

## Gate Training

DESIGN MARA R&D

**GATE TRAINING**  
/ 288X



**size:** H: 700 x W: 1365 x D: 500 mm  
**materials:** powder coated steel. Fenix, laminate, melamine tops.

**GATE TRAINING**  
/ 288

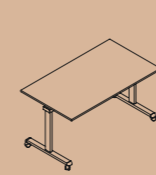


**size:** H: 700 x W: 688 x D: 500 mm  
**materials:** powder coated steel. Fenix, laminate, melamine tops.

## 228 Tilting

DESIGN MARA R&D

**228 TILTING**  
/ 228R

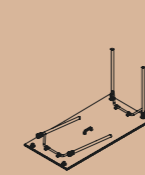


**size:** H: 710 x W: 700 - 2000 x D: 700 - 900 mm  
**materials:** powder coated steel. Fenix, laminate, melamine tops.

## Piuma

DESIGN MARA R&D

**PIUMA**  
/ 279




**size:** H: 710 x W: 1100 - 1200 x D: 600 - 800 mm  
**materials:** powder coated/chromed steel. Melamine tops.

## 250 Cone

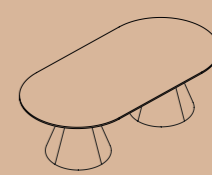
DESIGN MARA R&D

**250 CONE**  
/ 250CONE



**size:** H: 710 x Ø: 1400 - 1600 mm  
**materials:** powder coated steel. Fenix, laminate, melamine tops.

**250 CONE LARGE**  
/ 250CONEL



**size:** H: 710 x W: 2600 - 3200 mm D: 1400 - 1600 mm  
**materials:** powder coated steel. Fenix, laminate, melamine tops.

## Folding Legs

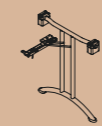
DESIGN MARA R&D

**FOLDING LEGS**  
/ 271



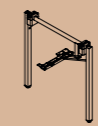
**size:** H: 720 x W: 735 D: 85 mm  
**materials:** powder coated/chromed steel.

**FOLDING LEGS**  
/ 272



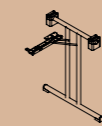
**size:** H: 720 x W: 600 D: 85 mm  
**materials:** powder coated/chromed steel.

**FOLDING LEGS**  
/ 278



**size:** H: 720 x W: 700 D: 85 mm  
**materials:** powder coated/chromed steel.

**FOLDING LEGS**  
/ 281



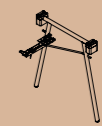
**size:** H: 720 x W: 600 D: 84 mm  
**materials:** powder coated/chromed steel.

**FOLDING LEGS**  
/ 282



**size:** H: 720 x W: 690 D: 84 mm  
**materials:** powder coated/chromed steel.

**FOLDING LEGS**  
/ 283

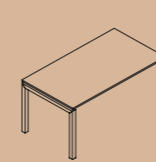


**size:** H: 720 x W: 700 D: 84 mm  
**materials:** powder coated/chromed steel.

## Fifty 50

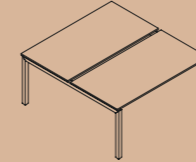
DESIGN MARA R&D

**FIFTY 50 DESK**  
/ 214D



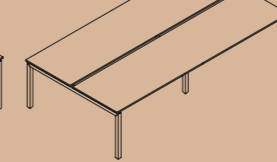
**size:** H: 720 x W: 800 - 2000 x D: 600 - 1600 mm  
**materials:** powder coated/chromed steel. Laminate, melamine tops.

**FIFTY 50 BENCH**  
/ 214B



**size:** H: 720 x W: 800 - 2000 x D: 1200 - 1600 mm  
**materials:** powder coated/chromed steel. Laminate, melamine tops.

**FIFTY 50 BENCH WORKSTATION**  
/ 214B

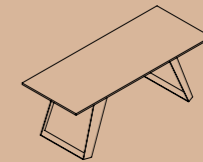


**size:** H: 720 x W: 1600 - 4000 x D: 1200 - 1600 mm  
**materials:** powder coated/chromed steel. Laminate, melamine tops.

## Morgan

DESIGN FRANCESCO BARBI

**MORGAN**  
/ 224 Small, 224 Large

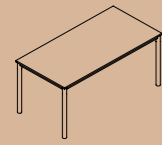


**size:** H: 720 x W: 1800 - 2200 / 3000 - 3200 x D: 700 - 950 mm  
**materials:** powder coated steel. Fenix, laminate, melamine tops.

## 209, 210

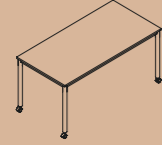
DESIGN MARA R&amp;D

**209**  
/ 209



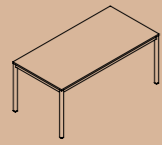
**size:** H: 735 x W: 800 - 1800 x D: 800 mm  
**materials:** powder coated/chromed steel. Laminate, melamine tops.

**209 ROLL**  
/ 209ROLL



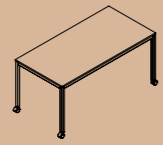
**size:** H: 735 x W: 800 - 1800 x D: 800 mm  
**materials:** powder coated/chromed steel. Laminate, melamine tops.

**210**  
/ 210



**size:** H: 735 x W: 800 - 1800 x D: 800 mm  
**materials:** powder coated/chromed steel. Laminate, melamine tops.

**210ROLL**  
/ 210ROLL

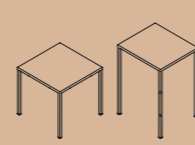


**size:** H: 735 x W: 800 - 1800 x D: 800 mm  
**materials:** powder coated/chromed steel. Laminate, melamine tops.

## Ivo

DESIGN MARA R&amp;D

**IVO**  
/ 222



**size:** H: 750 - 1100 x W: 600 - 800 x D: 600 - 800 mm  
**materials:** powder coated steel, powder coated steel for outdoor.

## Lino

DESIGN MARA R&amp;D

**LINO**  
/ 259, 262



**size:** H: 720 x Ø: 500 - 650 / 700 - 800 mm  
**materials:** powder coated steel. Laminate, melamine, hpl or metal outdoor use tops.

**LINO**  
/ 266




**size:** H: 720 x W: 1250 - 1600 x D: 620 - 800 mm  
**materials:** powder coated steel. Laminate, melamine, hpl outdoor use tops.

## 250

DESIGN MARA R&amp;D

**250**  
/ 250, 250X16

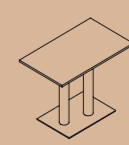


**size:** H: 720 x Ø: 800 - 1200 / 1200 - 1600 mm  
**materials:** powder coated steel. Laminate, melamine, metal, hpl or metal for outdoor use tops.

## 252

DESIGN MARA R&amp;D

**252**  
/ 252

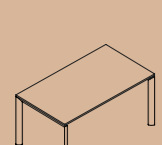


**size:** H: 720 x W: 700 - 1200 x D: 500 - 800 mm  
**materials:** powder coated steel. Laminate, melamine, metal, hpl or metal for outdoor use tops.

## Operative

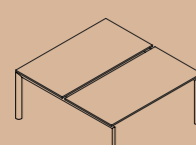
DESIGN MARA R&amp;D

**OPERATIVE DESK**  
/ 291D



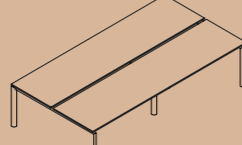
**size:** H: 720 x W: 800 - 2000 x D: 600 - 1650 mm  
**materials:** powder coated steel. Laminate, melamine tops.

**OPERATIVE BENCH**  
/ 291B



**size:** H: 720 x W: 800 - 2000 x D: 1200 - 1650 mm  
**materials:** powder coated steel. Laminate, melamine tops.

**OPERATIVE BENCH WORKSTATION**  
/ 291B

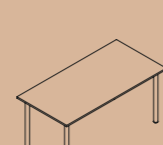


**size:** H: 720 x W: 1600 - 4000 x D: 1200 - 1650 mm  
**materials:** powder coated steel. Laminate, melamine tops.

## 220

DESIGN MARA R&amp;D

**220**  
/ 220

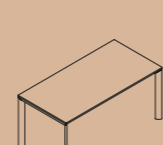


**size:** H: 720 x W: 800 - 1600 x D: 800 mm  
**materials:** powder coated steel/chromed. Laminate, melamine tops.

## 290

DESIGN MARA R&amp;D

**290**  
/ 290



**size:** H: 720 x W: 1000 - 2300 x D: 600 - 2000 mm  
**materials:** powder coated/chromed steel. Laminate, melamine tops.

## 253

DESIGN MARA R&amp;D

**253**  
/ 253




**size:** H: 720 x W: 700 - 1200 x D: 500 - 800 mm  
**materials:** powder coated steel. Laminate, melamine, metal, hpl or metal for outdoor use tops.

## 257

DESIGN MARA R&amp;D

**257**  
/ 257, 257XL




**size:** H: 720 - 1100 x Ø: 500 - 900 / 700 - 1200 mm  
**materials:** powder coated steel. Laminate, melamine, hpl or metal outdoor use tops.

## 258

DESIGN MARA R&amp;D

**258**  
/ 258, 258XL



**size:** H: 720 - 1100 x W: 500 - 900 / 700 - 1200 x D: 500 - 900 mm  
**materials:** powder coated steel. Laminate, melamine, hpl or metal outdoor use tops.

## 230

DESIGN MARA R&amp;D

**230**  
/ 230

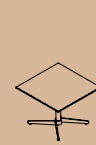


**size:** H: 720 - 1100 x Ø: 500 - 900 mm  
**materials:** powder coated steel. Laminate, melamine, hpl or metal outdoor use tops.

## Typo Table

DESIGN AMDL CIRCLE

**TYP0 TABLE**  
/ 900



**size:** H: 500 x W: 600 - 700 x D: 600 - 700 mm/Ø: 650 mm  
**materials:** powder coated steel. Fenix, laminate, melamine and steel tops.

**TYP0 TABLE**  
/ 900



**size:** H: 720 x W: 600 - 700 x D: 600 - 700 mm/Ø: 650 mm  
**materials:** powder coated steel. Fenix, laminate, melamine and steel tops.

**TYP0 TABLE**  
/ 900



**size:** H: 1100 x W: 600 - 700 x D: 600 - 700 mm/Ø: 650 mm  
**materials:** powder coated steel. Fenix, laminate, melamine and steel tops.

## Tip

DESIGN MARA R&amp;D

**TIP**  
/ 285, 285A




**size:** H: 720 / 1100 x Ø: 500 - 600 mm  
**materials:** powder coated steel. Laminate, melamine, hpl outdoor use tops.

## Pepe

DESIGN FRANCESCO BARBI

**PEPE**  
/ 295B, 295



**size:** H: 500 - 720 x Ø: 500 - 700 mm  
**materials:** powder coated steel. Laminate, melamine, hpl or metal outdoor use tops.

## 231

DESIGN MARA R&amp;D

**231**  
/ 231



**size:** H: 720 - 1100 x Ø: 500 - 800 mm  
**materials:** powder coated steel. Laminate, melamine, hpl or metal outdoor use tops.

## 235

DESIGN MARA R&amp;D

**235**  
/ 235

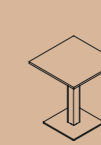


**size:** H: 720 x Ø: 500 - 900 mm  
**materials:** powder coated steel. Laminate, melamine, hpl or metal outdoor use tops.

## 236

DESIGN MARA R&amp;D

**236**  
/ 236



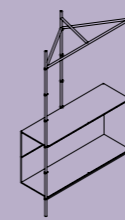
**size:** H: 720 x W: 500 - 900 x D: 500 - 900 mm  
**materials:** powder coated steel. Laminate, melamine, hpl or metal outdoor use tops.

# Complements Overview

## Elle System

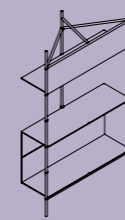
DESIGN FERRUCCIO LAVIANI

**ELLE BOOKCASE**  
/ 1002



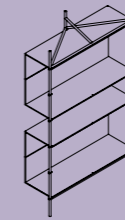
**size:** H: 1900 x W: 1180  
x D: 386 mm  
**materials:** powder  
coated steel.

**ELLE BOOKCASE**  
/ 1003



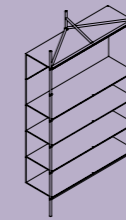
**size:** H: 1900 x W: 1180 x  
D: 386 mm  
**materials:** powder  
coated steel.

**ELLE BOOKCASE**  
/ 1004



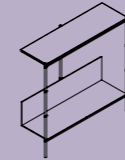
**size:** H: 1900 x W: 1180  
x D: 386 mm  
**materials:** powder  
coated steel.

**ELLE BOOKCASE**  
/ 1005



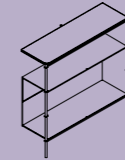
**size:** H: 1900 x W: 1180  
x D: 386 mm  
**materials:** powder  
coated steel.

**ELLE CONSOLLE**  
/ 1001C



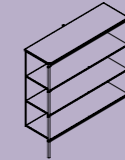
**size:** H: 1140 x W: 1180  
x D: 386 mm  
**materials:** powder  
coated steel.

**ELLE CONSOLLE**  
/ 1002C



**size:** H: 1140 x W: 1180  
x D: 386 mm  
**materials:** powder  
coated steel.

**ELLE CONSOLLE**  
/ 1003C

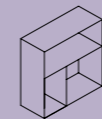


**size:** H: 1140 x W: 1180  
x D: 386 mm  
**materials:** powder  
coated steel.

## B302 System

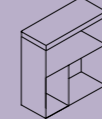
DESIGN FRANCESCO BARBI

**B302 BOOKCASE**  
/ 500



**size:** H: 590 x W: 590  
x D: 300 mm  
**materials:** powder  
coated steel. Melamine  
drawers.

**B302 BENCH**  
/ 500DBENCH



**size:** H: 640 x W: 590  
x D: 300 mm  
**materials:** powder  
coated steel. Fire  
retardant upholsteries.  
Melamine drawers.

**B302 ROLL**  
/ 500DROLL



**size:** H: 675 x W: 590  
x D: 300 mm  
**materials:** powder  
coated steel. Melamine  
drawers.


## Leo

DESIGN MARA R&D

**LEO**  
/ 508



**size:** H: 1671 x Ø: 330  
**materials:** powder  
coated steel, wood.



T. +39 030 685 7568  
INFO@MARASRL.IT

MARA SRL  
VIA ADUA, 11 - 25050  
PASSIRANO (BRESCIA)  
ITALY

**mara**

**Art Direction & styling**  
Mara srl

**Photography:**  
Nava Rapacchietta  
Mattia Pagani  
Ale Di Blasio

**Thanks to:**  
Golden Goose  
W Executive  
Baudirektion Kanton Zürich  
Till Forrer  
Studio MILO  
Andrea Garzotto / ty-project



**General catalogue**  
**Edition October 2024**  
**Printed in Italy**  
**© Mara Srl, 2024**  
**All rights reserved.**

**Mara is always seeking to improve its products, the company reserves the right to modify or upgrade the products without prior notice, at any time. Colours should be considered purely indicative.**

**Mara's Collections are worldwide protected by the industrial property right and patents.**

Catalogo generale  
Edizione Ottobre 2024  
Stampato in Italia  
© Mara Srl, 2024  
Tutti i diritti riservati.

Mara, sempre alla ricerca del miglioramento dei propri prodotti, si riserva la facoltà di apportare modifiche costruttive e funzionali in qualsiasi momento senza alcun preavviso. I colori dei materiali sono da ritenersi puramente indicativi.

Tutte le collezioni Mara sono protette nel mondo dal diritto di proprietà industriale e da brevetti registrati.



